

Scaled data based on original data using  
LM-79-08 Approved Method: Electrical and Photometric Measurements of Solid-  
State Lighting Products

Test Report Prepared for  
Cooper Lighting Solutions  
(formerly Eaton)

Brand: McGRAW-EDISON

Report Number: P199958

Luminaire Tested: **GWC-AF-02-LED-E1-SL2-7030-800**

Issue Date: 3/3/2020

**Test Information**

Test Method: LM-79-08  
Report Number: P199958  
TEST IS SCALED FROM IESNA LM-79-08 TEST DATA (P24286)  
Test Lab: INNOVATION CENTER P2  
Issue Date: 3/3/2020  
Manufacturer: COOPER LIGHTING SOLUTIONS (FORMERLY EATON)  
Product Line: MCGRAW-EDISON  
Catalog Number: GWC-AF-02-LED-E1-SL2-7030-800  
Description: GALLEON WALL LUMINAIRE  
(2) 70 CRI, 3000K, 800mA LIGHTSQUARES WITH 16 LEDS EACH AND TYPE II SPILL  
LIGHT ELIMINATOR OPTICS  
Light Source: -  
Ballast/Driver: ELECTRONIC DRIVER

**Summary**

Lumens per Lamp: N/A  
Luminaire Lumens: 9508.8 lumens  
Efficiency: N/A  
Efficacy: 110.6 lumens/watt  
Luminous Opening: Rectangular (W 1' x L: 0.5' x H: 0')  
IES Classification: Type II - Short - Semi-Cutoff  
BUG Rating: B2 - U0 - G2

Input Watts (W): 86  
Input Voltage (V): NR  
Input Current (Ain): NR  
Voltage Rise (V): NR  
Power Factor: NR  
Total Harmonic Distortion (THDi): NR  
Frequency (hertz): 60  
Stabilization Time: NR  
Operation Time: NR  
Ambient Temperature (°C): NR  
Test Distance: 25 FT

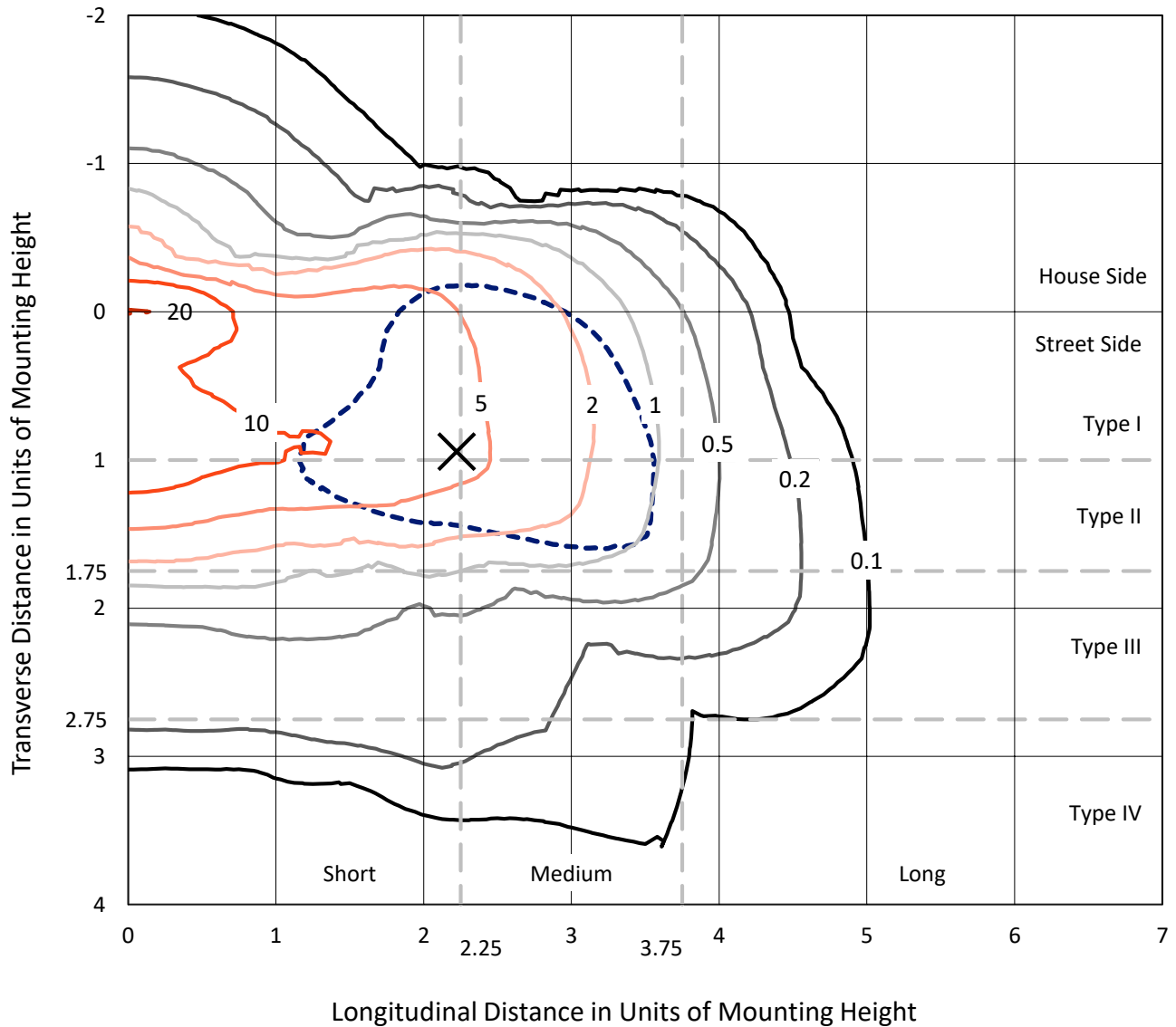


REPORT NUMBER: P199958

CATALOG NUMBER: GWC-AF-02-LED-E1-SL2-7030-800

### Iso-Footcandle Lines of Horizontal Illumination

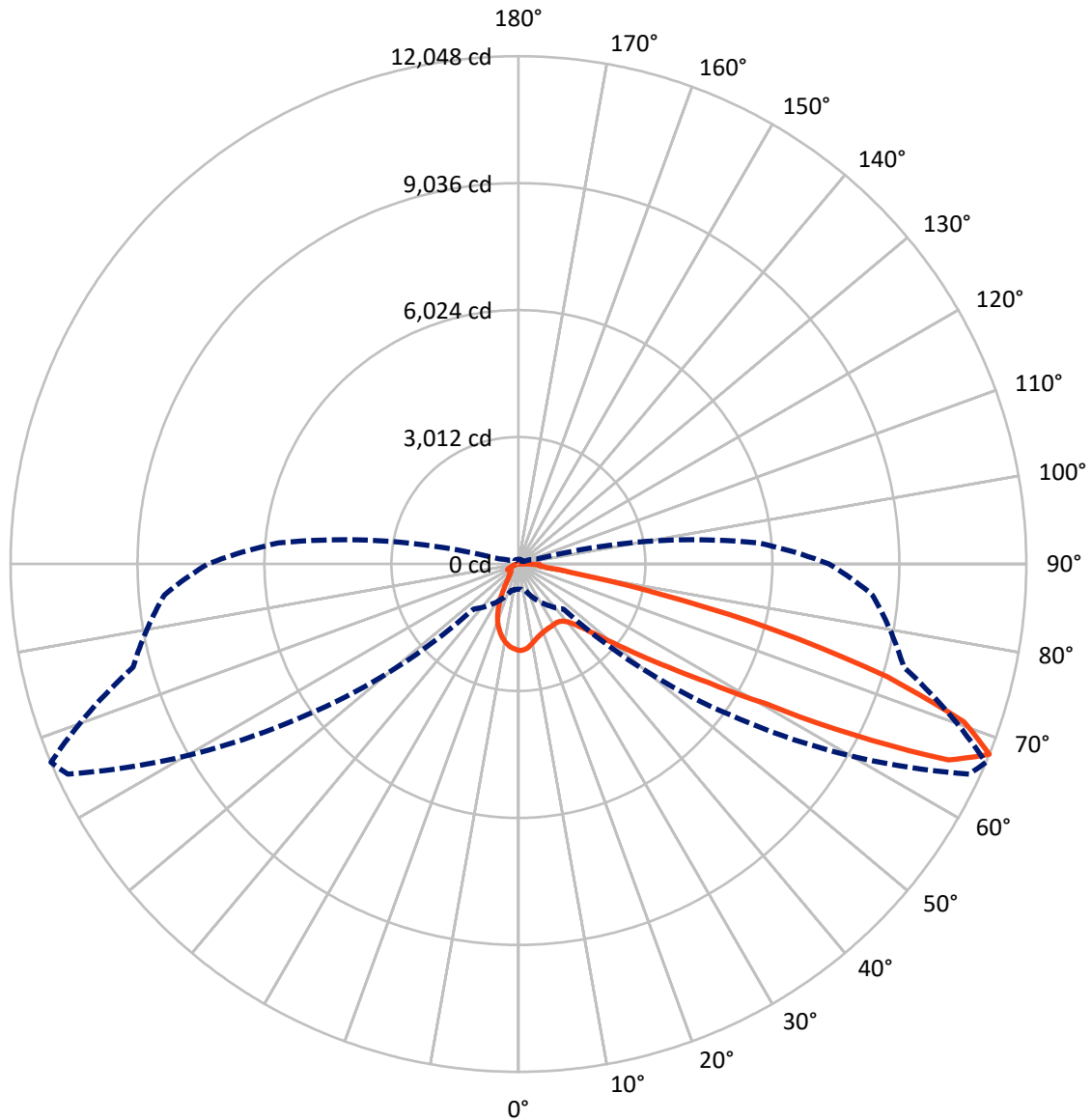
× Max cd  
 - - - 1/2 Max cd



Based on 10 foot mounting height. Maximum calculated value = 20.5 fc  
 Type II - Short - Semi-Cutoff

REPORT NUMBER: P199958  
CATALOG NUMBER: GWC-AF-02-LED-E1-SL2-7030-800

### Luminous Intensity Polar Plot



— Vertical Plane Through 67-Deg Lateral    - - - Horizontal Cone Through 67.5-Deg Vertical

REPORT NUMBER: P199958

CATALOG NUMBER: GWC-AF-02-LED-E1-SL2-7030-800

**FLUX DISTRIBUTION:**

		Downward	Upward	Total
<b>House Side</b>	Lumens	1575.5	0.0	1575.5
	% Fixture	16.6	0.0	16.6
<b>Street Side</b>	Lumens	7933.3	0.0	7933.3
	% Fixture	83.4	0.0	83.4
<b>Total</b>	Lumens	9508.8	0.0	9508.8
	% Fixture	100.0	0.0	100.0

**Coefficient of Utilization**

**ZONAL LUMENS:**

Zone	Lumens	% Fixture
0°-10°	175.0	1.8
10°-20°	404.9	4.3
20°-30°	548.8	5.8
30°-40°	780.2	8.2
40°-50°	1305.3	13.7
50°-60°	2065.0	21.7
60°-70°	2630.6	27.7
70°-80°	1377.9	14.5
80°-90°	221.0	2.3
90°-100°	0.0	0.0
100°-110°	0.0	0.0
110°-120°	0.0	0.0
120°-130°	0.0	0.0
130°-140°	0.0	0.0
140°-150°	0.0	0.0
150°-160°	0.0	0.0
160°-170°	0.0	0.0
170°-180°	0.0	0.0
0°-90°	9508.8	100.0
0°-180°	9508.8	100.0



REPORT NUMBER: P199958

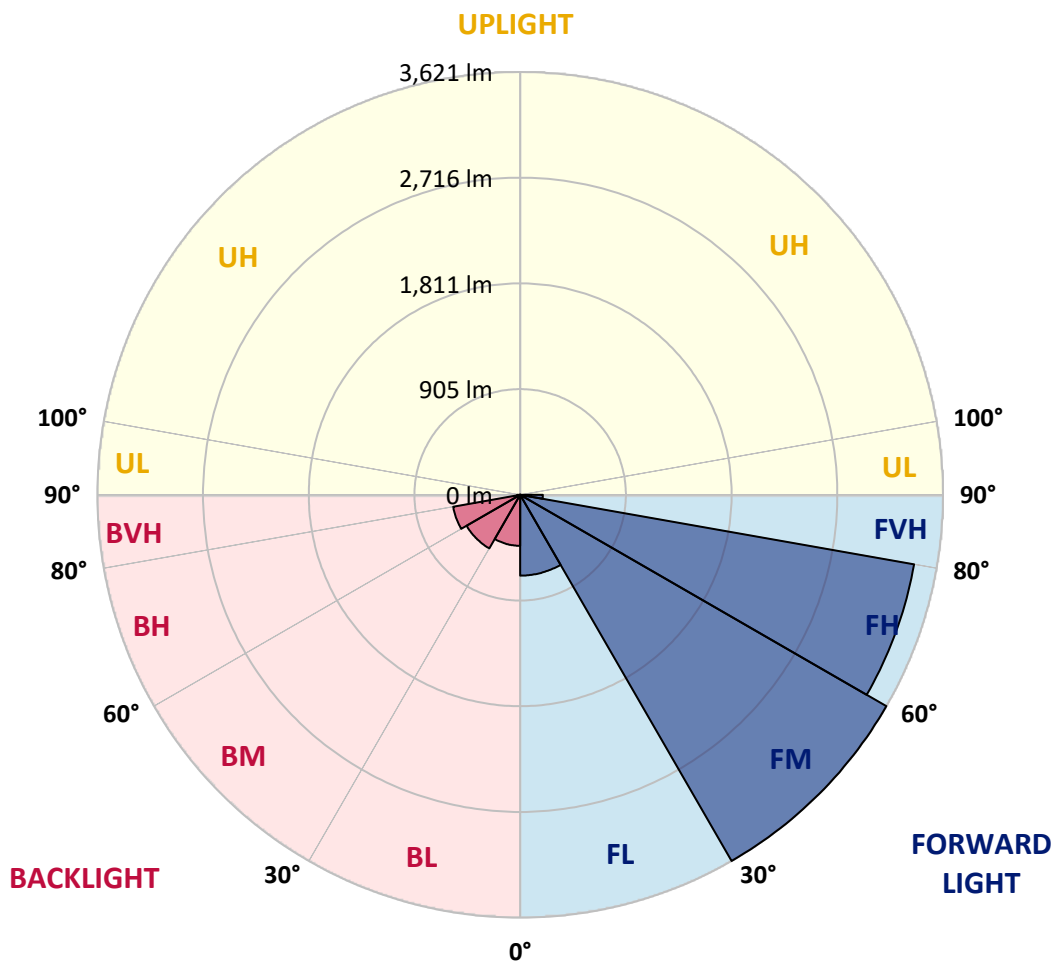
CATALOG NUMBER: GWC-AF-02-LED-E1-SL2-7030-800

**LUMINAIRE CLASSIFICATION SYSTEM LUMEN TABLE AND BUG RATING:**

Zone	Lumens	% Fixture	Zone Rating/Lumen Limit		
			B	U	G
FL (0°-30°)	692.0	7.3			
FM (30°-60°)	3621.2	38.1			
FH (60°-80°)	3425.8	36.0			G2/5000
FVH (80°-90°)	194.3	2.0			G2/225
BL (0°-30°)	436.7	4.6	B1/500		
BM (30°-60°)	529.4	5.6	B1/1000		
BH (60°-80°)	582.7	6.1	B2/1000		G2/1000
BVH (80°-90°)	26.7	0.3			G1/100
UL (90°-100°)	0.0	0.0		U0/0	
UH (100°-180°)	0.0	0.0		U0/0	

**BUG Rating: B2-U0-G2**

Type II Short





REPORT NUMBER: P199958

CATALOG NUMBER: GWC-AF-02-LED-E1-SL2-7030-800

**CANDELA DISTRIBUTION (FULL):**

	0°	5°	15°	25°	35°	45°	55°	65°	67°	75°	85°
0°	2051.1	2051.1	2051.1	2051.1	2051.1	2051.1	2051.1	2051.1	2051.1	2051.1	2051.1
2.5°	1966.6	1970.0	1980.3	1986.8	2016.4	2029.0	2037.9	2046.9	2048.2	2052.4	2048.2
5°	1760.2	1767.4	1786.6	1808.1	1865.4	1910.4	1957.7	2007.0	2015.9	2047.7	2056.7
7.5°	1600.4	1598.6	1614.6	1640.3	1698.9	1761.3	1844.2	1942.2	1961.4	2033.2	2068.0
10°	1483.6	1482.2	1499.1	1525.8	1581.6	1640.7	1734.5	1868.7	1895.8	2010.3	2078.6
12.5°	1397.3	1397.9	1414.7	1444.3	1501.0	1560.5	1655.8	1797.4	1832.1	1983.5	2089.9
15°	1340.2	1343.9	1357.5	1388.9	1444.3	1503.9	1597.2	1743.9	1782.8	1962.4	2102.5
17.5°	1321.0	1327.1	1331.8	1354.7	1402.1	1461.6	1553.0	1704.6	1745.8	1947.9	2113.8
20°	1338.8	1345.7	1336.9	1344.9	1374.8	1427.4	1518.3	1673.6	1715.8	1931.4	2115.3
22.5°	1415.2	1421.8	1395.5	1372.6	1370.6	1402.6	1489.8	1649.2	1692.8	1919.2	2115.7
25°	1549.8	1554.0	1509.9	1456.4	1404.4	1393.6	1469.5	1632.4	1678.8	1908.4	2106.8
27.5°	1714.9	1718.1	1667.4	1588.6	1484.1	1414.7	1462.6	1622.4	1670.8	1899.2	2091.9
30°	1915.6	1930.9	1863.0	1763.6	1611.1	1477.0	1476.6	1617.2	1661.9	1883.2	2062.3
32.5°	2120.9	2127.5	2080.7	1979.8	1782.3	1586.8	1516.0	1621.1	1659.5	1864.0	2024.8
35°	2329.1	2337.5	2307.0	2225.9	2016.4	1747.6	1592.9	1643.0	1674.1	1857.4	1998.5
37.5°	2598.7	2609.9	2567.8	2473.9	2301.0	1965.7	1721.0	1698.4	1718.5	1876.1	1990.6
40°	3025.0	3019.8	2896.5	2756.7	2612.3	2244.7	1903.9	1792.2	1803.9	1936.6	2015.0
42.5°	3521.1	3508.5	3296.1	3076.5	2954.6	2582.4	2145.8	1954.8	1952.6	2055.7	2100.7
45°	3916.8	3906.6	3715.3	3444.6	3347.1	2966.8	2458.6	2197.3	2179.9	2244.7	2259.3
47.5°	4131.1	4131.6	4021.4	3800.6	3798.2	3455.5	2860.4	2548.0	2518.1	2548.6	2533.0
50°	4056.1	4066.0	4054.3	3983.9	4209.9	4096.0	3385.1	3037.2	2976.7	3006.7	2947.2
52.5°	3693.2	3705.8	3775.2	3883.1	4382.9	4870.1	4156.0	3644.9	3574.5	3563.7	3497.6
55°	3049.9	3065.3	3206.9	3500.0	4239.0	5390.2	5372.4	4419.5	4307.4	4205.7	4177.5
57.5°	2102.1	2128.0	2355.8	2791.0	3773.4	5547.3	6820.8	5523.8	5295.9	4940.4	4947.0
60°	1184.9	1215.0	1483.6	1878.9	2833.6	5376.5	7922.8	7196.5	6715.3	5800.9	5849.7
62.5°	753.6	785.9	989.9	1305.4	1700.3	4457.4	8374.4	9521.7	8910.7	6861.6	6909.4
65°	610.1	624.1	720.2	1077.6	1234.6	2685.5	8031.5	11437.3	11209.5	8207.9	7984.6
67.5°	595.6	600.2	649.9	904.5	1184.1	1509.4	6406.3	11795.5	12048.2	9465.0	8432.5
70°	588.5	604.9	732.5	863.2	1133.8	1273.1	3849.7	10813.6	11212.7	9793.8	7836.5
72.5°	285.6	284.6	368.5	780.7	1277.4	1320.5	1977.9	8749.5	9149.9	8485.0	6439.6
75°	230.2	210.6	201.1	286.0	1228.1	1363.5	1260.5	6020.4	6310.2	5688.9	3958.6
77.5°	218.5	195.0	178.6	179.0	519.1	1446.1	1067.7	3332.1	3416.5	2569.7	1084.6
80°	181.1	159.4	147.7	166.5	251.3	1377.2	1154.5	1508.0	1383.8	631.2	361.1
82.5°	125.6	114.4	111.1	139.8	201.1	981.4	1342.5	810.2	679.5	316.1	222.8
85°	80.2	68.5	75.9	101.7	156.6	453.0	1382.7	631.6	502.1	200.7	125.6
87.5°	37.0	30.0	37.4	56.3	102.2	156.1	1315.8	709.4	517.3	106.0	79.2
90°	0.0	0.0	0.0	0.0	0.0	0.0	0.0	0.0	0.0	0.0	0.0



REPORT NUMBER: P199958

CATALOG NUMBER: GWC-AF-02-LED-E1-SL2-7030-800

**CANDELA DISTRIBUTION (continued):**

	90°	95°	105°	115°	125°	135°	145°	155°	165°	175°	180°
0°	2051.1	2051.1	2051.1	2051.1	2051.1	2051.1	2051.1	2051.1	2051.1	2051.1	2051.1
2.5°	2052.0	2043.0	2036.0	2022.9	2008.4	1994.3	1981.6	1965.7	1960.9	1956.9	1963.4
5°	2058.6	2049.6	2023.8	1983.5	1939.0	1897.2	1855.4	1819.8	1797.9	1785.7	1792.6
7.5°	2068.4	2055.7	2002.2	1928.2	1848.0	1774.8	1699.3	1638.9	1594.3	1573.3	1579.4
10°	2077.2	2052.9	1965.7	1854.5	1737.3	1628.5	1509.4	1411.0	1337.8	1299.3	1308.7
12.5°	2081.1	2042.2	1914.5	1762.7	1601.8	1442.3	1267.0	1119.8	1014.7	976.2	968.2
15°	2084.7	2029.9	1858.3	1658.1	1438.2	1212.6	967.0	790.6	703.4	684.2	679.9
17.5°	2085.8	2008.8	1794.6	1544.6	1246.3	939.2	661.1	549.1	549.6	580.5	584.3
20°	2075.9	1977.4	1717.1	1403.4	1016.6	649.4	453.9	434.7	505.6	582.9	592.1
22.5°	2053.4	1935.6	1629.5	1238.9	753.6	427.6	351.3	372.3	463.8	558.5	569.2
25°	2024.8	1885.0	1525.8	1048.1	498.9	305.7	294.5	320.2	382.2	445.4	451.6
27.5°	1985.9	1825.0	1409.6	829.5	324.1	251.9	259.3	276.7	302.0	330.1	332.9
30°	1935.6	1753.3	1285.3	604.9	244.7	226.5	237.3	246.6	257.5	273.3	274.8
32.5°	1877.9	1684.3	1157.7	417.8	217.1	213.4	221.8	226.5	234.9	244.7	245.8
35°	1829.6	1618.6	1025.5	295.4	205.4	203.5	209.1	211.0	218.9	229.8	230.7
37.5°	1802.0	1565.2	889.1	238.1	197.4	194.6	197.9	197.9	209.1	225.1	227.5
40°	1803.9	1535.7	752.6	215.2	190.8	187.1	187.6	187.6	202.1	219.5	220.8
42.5°	1855.0	1543.2	631.6	206.3	185.7	181.5	179.0	180.5	192.8	204.0	204.9
45°	1975.1	1596.2	518.1	200.7	180.5	179.0	173.9	173.5	178.2	183.3	183.3
47.5°	2172.0	1700.7	441.3	197.0	176.4	175.8	169.8	163.7	163.3	165.1	165.1
50°	2492.3	1880.8	389.6	192.8	173.5	169.8	162.7	153.3	150.0	151.5	151.5
52.5°	2972.4	2202.0	370.0	187.1	167.3	161.2	153.3	144.0	141.2	141.6	141.6
55°	3602.2	2695.3	367.1	180.5	160.8	151.0	144.4	137.3	134.1	135.1	135.1
57.5°	4371.7	3377.6	417.4	170.2	152.0	140.7	136.9	132.2	129.9	131.3	130.8
60°	5307.2	4270.4	619.0	159.4	143.0	131.3	131.3	127.5	125.6	127.1	126.6
62.5°	6384.8	5295.9	870.4	151.5	133.7	123.8	125.6	123.8	122.0	122.8	122.4
65°	7340.4	5964.1	815.0	145.4	124.2	116.8	120.0	119.1	117.7	118.6	118.2
67.5°	7368.0	5716.6	457.7	138.8	115.4	109.7	114.4	113.9	113.0	113.9	113.5
70°	6575.6	4827.0	257.9	126.6	106.0	101.3	107.8	107.4	106.4	108.2	107.8
72.5°	5268.3	3502.8	188.5	111.6	96.5	92.4	99.9	99.4	99.4	102.2	100.8
75°	3031.5	1802.6	150.6	95.7	86.8	83.5	90.0	90.4	91.4	95.2	92.4
77.5°	864.2	561.8	122.8	81.1	74.6	73.2	79.8	80.7	81.1	85.3	81.6
80°	321.2	258.8	101.3	68.0	60.9	61.4	67.5	69.0	69.4	73.6	69.0
82.5°	204.9	170.7	82.1	52.6	47.8	47.3	54.8	56.7	56.7	57.3	54.4
85°	119.5	102.2	62.0	38.0	33.8	32.3	40.8	44.0	42.7	41.7	39.9
87.5°	80.2	70.4	38.0	21.1	18.2	17.4	23.9	26.2	25.3	23.9	22.5
90°	0.0	0.0	0.0	0.0	0.0	0.0	0.0	0.0	0.0	0.0	0.0

(END OF REPORT)